

THIS DRAWING IS TO BE USED ONLY FOR THE PURPOSE OF ISSUE THAT IT WAS ISSUED FOR AND IS SUBJECT TO AMENDMENT.

EXCEPTIONAL RISKS RELATING TO THE WORKS ASSOCIATED WITH THIS DRAWING ARE IDENTIFIED BELOW.

CONSTRUCTION
RISK: XXX

NOTES

1.2m Max Taper Cone Spacings
9m Max Longitudinal Cone Spacings
1.0m Min Footway / Walkway To Be Maintained
0.5m Min Sideways Safety Zone
0.5m Min Longways Safety Zone
3.0-3.5m Running Lane
Measurements Will Be Subject To Survey

KEY

- Traffic sign
- Traffic cone
- Traffic signals to Diagram 3000.1
- Working Space
- Chapter 8 Barrier
- Pedestrian Barrier

Minimum P.P.E requirements to be worn during installation:
Hard Hats, Glasses, Gloves, Boots, High Visibility Clothing
Minimum requirements for ALL sign placement please follow instructions below without exception

- Minimum height 2.2m over footpath
- Minimum height 2.5m over cyclepath
- Minimum sideways clearance carriageway/Footpath 450mm
- Frames keep 1m clearances on footpath
- All frames must be sandbagged

Any issues not allowing you to follow regulations please contact the office or out of hours.

REVISION DETAILS	By	Check	Date	Suffix
-	-	-	-	-
-	-	-	-	-
-	-	-	-	-
-	-	-	-	-

Purpose of issue

Client

Chevron
Traffic Management

Project Title
COT0002
Duns Tew Road
Chipping Norton
OX25 5QG

Drawing Title

Designed	Drawn	Checked	Approved	Date
M.H	M.H	B.C	B.C	07-02-2024

Internal Project No. PSXXXXX

Scale @ A3 NOT TO SCALE

Volume TRAFFIC MANAGEMENT

THIS DOCUMENT HAS BEEN PREPARED PURSUANT TO AND SUBJECT TO THE TERMS OF CHEVRON'S APPOINTMENT BY ITS CLIENT. CHEVRON ACCEPTS NO LIABILITY FOR ANY USE OF THIS DOCUMENT OTHER THAN BY ITS ORIGINAL CLIENT OR FOLLOWING CHEVRON'S EXPRESS AGREEMENT TO SUCH USE, AND ONLY FOR THE PURPOSES FOR WHICH IT WAS PREPARED AND PROVIDED.

Drawing Number	Project Code/PIN	Originator	Volume	Rev
HE000000	CHEV	TM	TM	XXX
PO_XX_XX_X	DR	X	0001	

Location | Type | Role | Number

THIS DRAWING IS TO BE USED ONLY FOR THE PURPOSE OF ISSUE THAT IT WAS ISSUED FOR AND IS SUBJECT TO AMENDMENT.

EXCEPTIONAL RISKS RELATING TO THE WORKS ASSOCIATED WITH THIS DRAWING ARE IDENTIFIED BELOW.







CONSTRUCTION
RISK: XXX



NOTES

1.2m Max Taper Cone Spacings
9m Max Longitudinal Cone Spacings
1.0m Min Footway / Walkway To Be Maintained
0.5m Min Sideways Safety Zone
0.5m Min Longways Safety Zone
3.0-3.5m Running Lane
Measurements Will Be Subject To Survey

KEY

-  Traffic sign
-  Traffic cone
-  Traffic signals to Diagram 3000.1
-  Working Space
-  Chapter 8 Barrier
-  Pedestrian Barrier

Minimum P.P.E requirements to be worn during installation:
Hard Hats, Glasses, Gloves, Boots, High Visibility Clothing
Minimum requirements for ALL sign placement please follow instructions below without exception

- Minimum height 2.2m over footpath
- Minimum height 2.5m over cyclepath
- Minimum sideways clearance carriageway/Footpath 450mm
- Frames keep 1m clearance on footpath
- All frames must be sandbagged

Any issues not allowing you to follow regulations please contact the office or out of hours.

REVISION DETAILS	By	Date	Suffix
-	-	-	-
-	-	-	-
-	-	-	-
-	-	-	-

Purpose of issue
Client
















Project Title
**COT0002
Duns Tew Road
Chipping Norton
OX25 5QG**

Designed	Drawn	Checked	Approved	Date
M.H	M.H	B.C	B.C	07-02-2024

Internal Project No.	Suitability
PSxxxxx	-
Scale @ A3	Volume
NOT TO SCALE	TRAFFIC MANAGEMENT

THIS DOCUMENT HAS BEEN PREPARED PURSUANT TO AND SUBJECT TO THE TERMS OF CHEVRON'S APPOINTMENT BY ITS CLIENT. CHEVRON ACCEPTS NO LIABILITY FOR ANY USE OF THIS DOCUMENT OTHER THAN BY ITS ORIGINAL CLIENT OR FOLLOWING CHEVRON'S EXPRESS AGREEMENT TO SUCH USE, AND ONLY FOR THE PURPOSES FOR WHICH IT WAS PREPARED AND PROVIDED.

Project Code/PIN	Originator	Volume	Rev
HE000000	CHEV	TTM	Xxx
PO_XX_XX_X	DR	X 0001	
Location	Type	Role	Number

Qty: 2 Ref: 13-9 Schedule 13 : Temporary Sign	
Qty: 2 Ref: 13-9 Schedule 13 : Temporary Sign	
Qty: 2 Ref: 2702 Start of temporary diversion route	
Qty: 2 Ref: 2702 End of temporary diversion route	
Qty: 1 Ref: 2702 Start of temporary diversion route	
Qty: 2 Ref: 2702 Start of temporary diversion route	
Qty: 3 Ref: 2703 Direction of temporary diversion route from junction ahead	
Qty: 3 Ref: 2703 Direction of temporary diversion route from junction ahead	
Qty: 2 Ref: 2703 Direction of temporary diversion route from junction ahead	
Qty: 3 Ref: 2704 Direction of temporary diversion route	
Qty: 3 Ref: 2704 Direction of temporary diversion route	
Qty: 1 Ref: 7001 Road works ahead	
Qty: 3 Ref: 7010-FP-13-9 Nature of temporary hazard ahead - Road Closed	
Qty: 2 Ref: 7010-FP-13-9 Nature of temporary hazard ahead - Road Ahead Closed	